


Centrifugal Belt-Drive Upblast Exhaust Ventilator

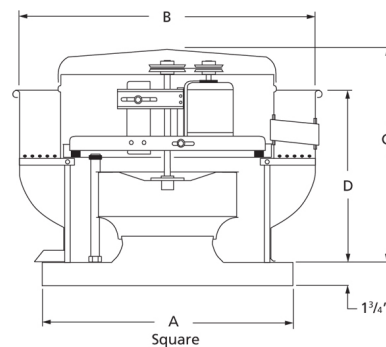


Designed for use in restaurants, schools, commercial, and industrial applications to exhaust contaminated air from kitchen range hoods, up and away from the roof. Leakproof, spun aluminum construction features a fully rolled windband for increased stability.

- Aluminum backward inclined, nonoverloading centrifugal wheel design
- Maximum inlet air temperature: 300° F
- NEMA 1 junction box located in motor enclosure
- Optional NEMA 1 and 4 disconnects available
- Sealed pillow block bearings
- UL/cUL 762 Listed for Restaurant Exhaust Appliances
- Air handling quality bearings meet minimum of L10-100,000 hours

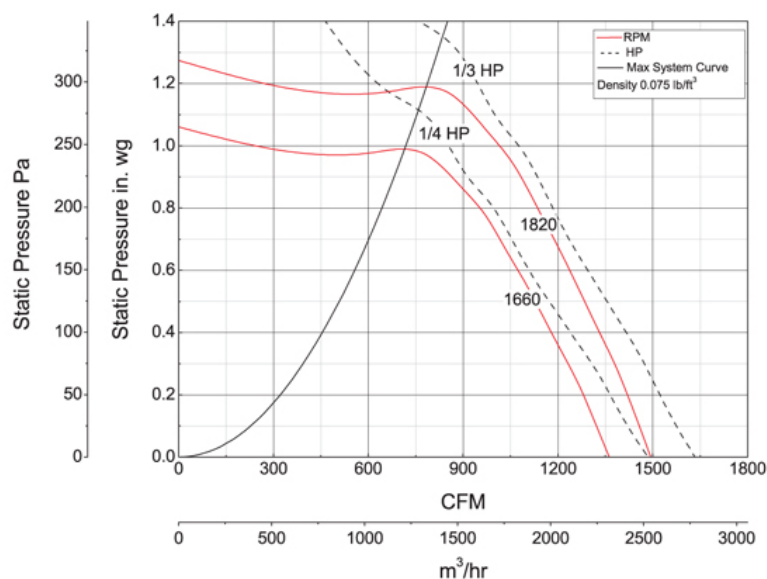


Dayton Electric Mfg. Co. certifies that the ventilators shown herein are licensed to bear the AMCA seal. The ratings shown are based on tests and procedures performed in accordance with AMCA Publication 211 and AMCA Publication 311 and comply with the requirements of the AMCA Certified Ratings Program.



A	B	C	D
19 in	24 7/8 in	25 1/8 in	17 3/8 in

Performance Characteristics



Construction Features

Impeller Diameter (Typ.)	11 1/4 in
Impeller Type	Backward Inclined Centrifugal
Impeller Material	Aluminum
Max Inlet Temp	300 °F
Bearing Type	Sealed Pillow Block
Drive Package Description	Drives By Others
Warranty Length	1 Year

Air & Sound Performance

Motor HP	Max BHP	Fan RPM	CFM @	0.000" SP	0.125" SP	0.250" SP	0.375" SP	0.500" SP	0.625" SP	0.750" SP	0.875" SP	1.000" SP	1.250" SP
1/4	0.26	1660	CFM	1413	1365	1313	1251	1189	1125	1056	974	861	—
			Sones	12.7	12.3	12.0	11.6	11.3	10.8	10.2	9.6	9.4	—
1/3	0.35	1820	CFM	1549	1505	1459	1406	1350	1293	1234	1171	1106	900
			Sones	14.3	13.7	13.4	12.7	12.4	12.0	11.6	11.2	10.6	10.1

Performance certified is for installation type A: Free inlet, Free outlet. Power rating (BHP) does not include transmission losses. Performance ratings do not include the effects of appurtenances (accessories). The sound ratings shown are loudness values in fan sones at 5 ft. (1.5 m) in a hemispherical free field calculated per AMCA Standard 301. Values shown are for installation type A: Free inlet hemispherical sone levels.