



Stock No.
16D524

Job Name:
Mark:

Submitted By:
Date:9/16/2025


Power Roof Ventilators

Centrifugal Belt-Drive Upblast Exhaust Ventilator



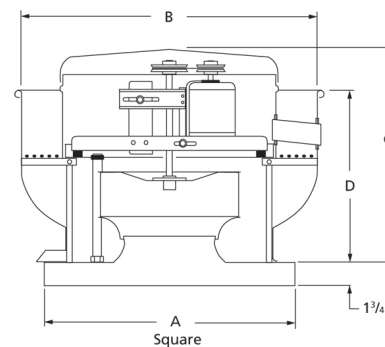
Designed for use in restaurants, schools, commercial, and industrial applications to exhaust contaminated air from kitchen range hoods, up and away from the roof. Leakproof, spun aluminum construction features a fully rolled windband for increased stability.

- Aluminum backward inclined, nonoverloading centrifugal wheel design
- Maximum inlet air temperature: 300° F
- NEMA 1 junction box located in motor enclosure
- Optional NEMA 1 and 4 disconnects available
- Sealed pillow block bearings
- UL/cUL 762 Listed for Restaurant Exhaust Appliances
- Air handling quality bearings meet minimum of L10-100,000 hours



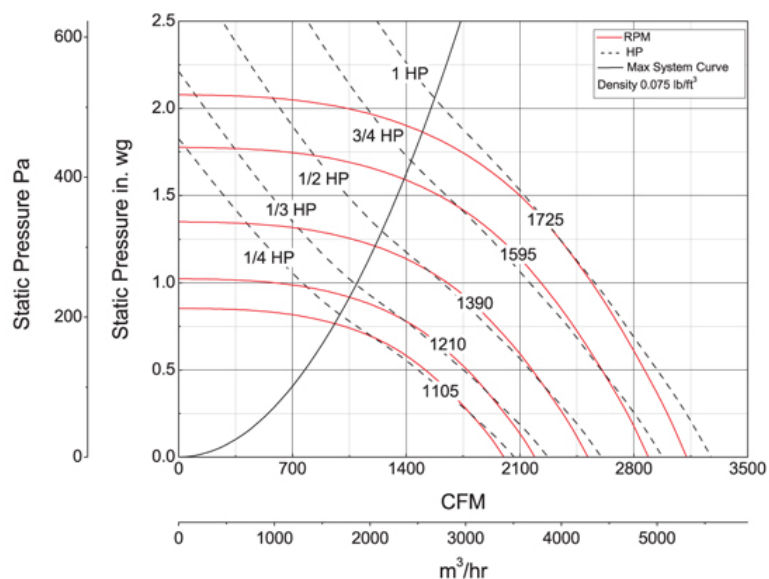
Dayton Electric Mfg. Co. certifies that the ventilators shown herein are licensed to bear the AMCA seal. The ratings shown are based on tests and procedures performed in accordance with AMCA Publication 211 and AMCA Publication 311 and comply with the requirements of the AMCA Certified Ratings Program.

UL/cUL 762
UL US LISTED
E53236
MH12596



| A | B | C | D |
|-------|-----------|-----------|-----------|
| 22 in | 28 7/8 in | 26 3/8 in | 19 3/8 in |

Performance Characteristics



Construction Features

| | |
|---------------------------|-------------------------------|
| Impeller Diameter (Typ.) | 14 3/4 in |
| Impeller Type | Backward Inclined Centrifugal |
| Impeller Material | Aluminum |
| Max Inlet Temp | 300 °F |
| Bearing Type | Sealed Pillow Block |
| Drive Package Description | Drives By Others |
| Warranty Length | 1 Year |

Air & Sound Performance

| Motor HP | Max BHP | Fan RPM | CFM @ | 0.000" SP | 0.125" SP | 0.250" SP | 0.375" SP | 0.500" SP | 0.625" SP | 0.750" SP | 0.875" SP | 1.000" SP | 1.250" SP | 1.500" SP | 1.750" SP |
|----------|---------|---------|-------|-----------|-----------|-----------|-----------|-----------|-----------|-----------|-----------|-----------|-----------|-----------|-----------|
| 1/4 | 0.26 | 1105 | CFM | 2001 | 1906 | 1793 | 1667 | 1515 | 1318 | 998 | — | — | — | — | — |
| | | | Sones | 10.9 | 10.8 | 10.6 | 10.3 | 10.0 | 9.9 | 9.6 | — | — | — | — | — |
| 1/3 | 0.34 | 1210 | CFM | 2192 | 2106 | 2006 | 1896 | 1773 | 1628 | 1443 | 1158 | — | — | — | — |
| | | | Sones | 12.2 | 12.2 | 11.7 | 11.6 | 11.2 | 11.0 | 10.9 | 10.6 | — | — | — | — |
| 1/2 | 0.52 | 1390 | CFM | 2518 | 2445 | 2362 | 2271 | 2174 | 2068 | 1949 | 1818 | 1643 | — | — | — |
| | | | Sones | 14.9 | 14.7 | 14.2 | 13.2 | 12.9 | 12.5 | 12.1 | 11.4 | 11.0 | — | — | — |
| 3/4 | 0.79 | 1595 | CFM | 2889 | 2826 | 2757 | 2683 | 2602 | 2518 | 2430 | 2332 | 2225 | 1968 | 1568 | — |
| | | | Sones | 20.0 | 19.0 | 18.5 | 19.5 | 16.1 | 14.2 | 13.3 | 12.6 | 12.3 | 12.6 | 11.6 | — |
| 1 | 1.00 | 1725 | CFM | 3125 | 3066 | 3005 | 2936 | 2865 | 2789 | 2711 | 2629 | 2539 | 2339 | 2085 | 1704 |
| | | | Sones | 26.0 | 23.0 | 22.0 | 24.0 | 24.0 | 18.0 | 15.1 | 14.1 | 13.4 | 14.3 | 13.8 | 13.8 |

Performance certified for installation type A: Free inlet, Free outlet. Power rating (BHP) does not include transmission losses. Performance ratings do not include the effects of appurtenances (accessories). The sound ratings shown are loudness values in fan sones at 5 ft. (1.5 m) in a hemispherical free field calculated per AMCA Standard 301. Values shown are for installation type A: Free inlet hemispherical sone levels.