



Stock No.  
**16D543**

Job Name:  
Mark:

Submitted By:  
Date:6/17/2025


**Power Roof Ventilators**

## Centrifugal Belt-Drive Downblast Exhaust Ventilator

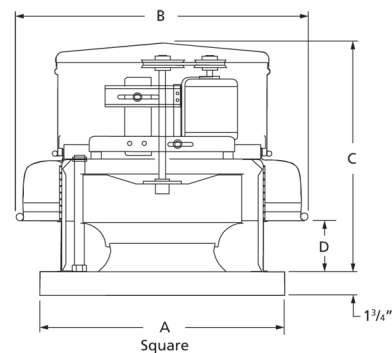


Designed to meet the general clean air exhaust requirements for industrial and commercial buildings. Features a fully rolled windband bead for increased stability and easy transport. Fresh outside air is drawn in under the motor cover to maximize motor life.

- Aluminum backward inclined, nonoverloading centrifugal wheel design
- Maximum inlet air temperature: 180° F
- NEMA 1 junction box located in motor enclosure
- Optional NEMA 1 and 4 disconnects available
- Sealed pillow block bearings
- UL/cUL 705 Listed for Power Ventilators
- Air handling quality bearings meet minimum of L10-100,000 hours

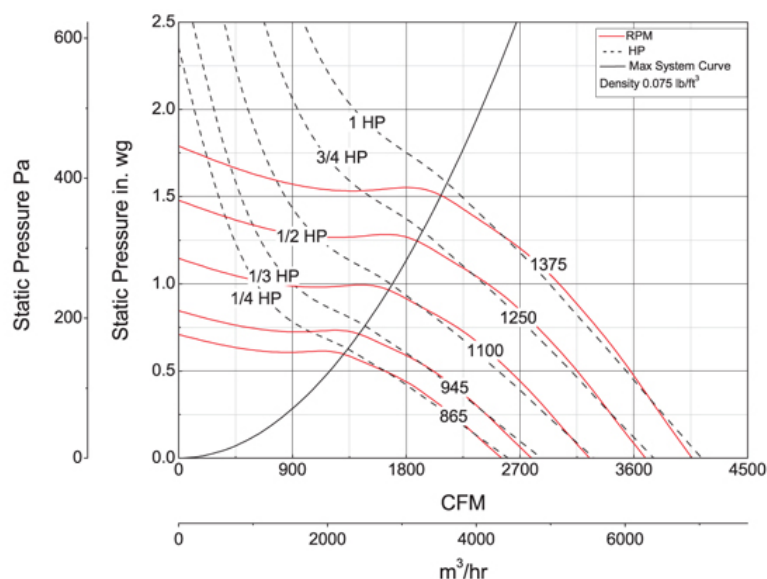


Dayton Electric Mfg. Co. certifies that the ventilators shown herein are licensed to bear the AMCA seal. The ratings shown are based on tests and procedures performed in accordance with AMCA Publication 211 and AMCA Publication 311 and comply with the requirements of the AMCA Certified Ratings Program.



A	B	C	D
22 in	28 3/8 in	27 1/4 in	4 in

## Performance Characteristics



## Construction Features

Impeller Diameter (Typ.)	16 3/4 in
Impeller Type	Backward Inclined Centrifugal
Impeller Material	Aluminum
Max Inlet Temp	180 °F
Bearing Type	Sealed Pillow Block
Drive Package Description	Drives By Others
Warranty Length	1 Year

## Air & Sound Performance

Motor HP	Max BHP	Fan RPM	CFM @	0.000" SP	0.125" SP	0.250" SP	0.375" SP	0.500" SP	0.625" SP	0.750" SP	0.875" SP	1.000" SP	1.250" SP	1.500" SP
1/4	0.26	865	CFM	2555	2360	2162	1933	1624	—	—	—	—	—	—
			Sones	10.6	10.6	9.7	9.4	8.8	—	—	—	—	—	—
1/3	0.34	945	CFM	2791	2612	2434	2236	2010	1692	—	—	—	—	—
			Sones	12.6	12.0	11.5	11.2	10.7	10.0	—	—	—	—	—
1/2	0.53	1100	CFM	3249	3095	2943	2787	2615	2429	2198	1900	—	—	—
			Sones	15.3	14.7	14.1	13.8	13.5	13.0	12.5	12.0	—	—	—
3/4	0.79	1250	CFM	3692	3557	3422	3289	3149	2997	2838	2658	2444	—	—
			Sones	17.9	17.4	17.0	16.6	16.3	16.0	15.6	15.2	14.9	—	—
1	1.05	1375	CFM	4062	3938	3815	3694	3571	3444	3304	3161	3007	2609	2073
			Sones	21.0	20.0	19.6	19.2	18.9	18.6	18.4	18.0	17.6	17.2	15.4

Performance certified is for installation type A: Free inlet, Free outlet. Power rating (BHP) does not include transmission losses. Performance ratings include the effects of a birdscreen in the airstream. The sound ratings shown are loudness values in fan sones at 5 ft. (1.5 m) in a hemispherical free field calculated per AMCA Standard 301. Values shown are for installation type A: Free inlet hemispherical sone levels.