



Stock No.  
**1DYK6**

Job Name:  
Mark:

Submitted By:  
Date:9/16/2025


**Power Roof Ventilators**

## Severe-Duty Centrifugal Belt-Drive Upblast Exhaust Ventilator



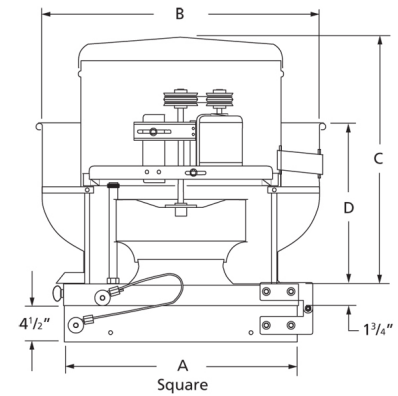
Designed for heavy grease applications as found in char broilers, solid fuel cooking, and Oriental cooking. Fans are UL 762 listed for all electrical components and grease removal. Units are constructed of heavy gauge steel and utilize a one-piece steel windband that is continuously welded to the curb cap. Clean out port, heat baffle, Nema-1 junction box, and hinged base are included.

- Clean-out port provides easy wheel access
- Heat baffle provides longer motor life
- NEMA 1 junction box located in motor enclosure
- Nonstick coating on wheel
- Polyester gray coating
- Severe wind applications up to 150 mph
- Maximum inlet air temperature: 400° F



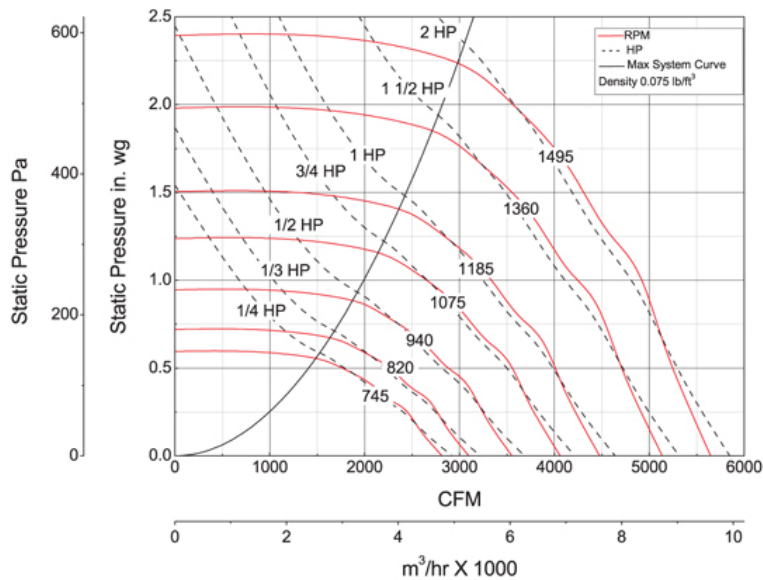
Dayton Electric Mfg. Co. certifies that the ventilators shown herein are licensed to bear the AMCA seal. The ratings shown are based on tests and procedures performed in accordance with AMCA Publication 211 and AMCA Publication 311 and comply with the requirements of the AMCA Certified Ratings Program.

UL/cUL 762



A	B	C	D
29 1/8 in	35 3/8 in	34 in	21 in

## Performance Characteristics



## Construction Features

Impeller Diameter (Typ.)	18 1/2 in
Impeller Type	Backward Inclined Centrifugal
Impeller Material	Steel
Max Inlet Temp	400 °F
Bearing Type	Regreaseable Pillow Block
Drive Package Description	Drives By Others
Warranty Length	1 Year

## Air & Sound Performance

Motor HP	Max BHP	Fan RPM	CFM @	0.000" SP	0.125" SP	0.250" SP	0.375" SP	0.500" SP	0.625" SP	0.750" SP	0.875" SP	1.000" SP	1.250" SP	1.500" SP	1.750" SP	2.000" SP
1/4	0.26	745	CFM	2815	2617	2448	2143	1763	—	—	—	—	—	—	—	—
			Sones	9.2	8.6	8.1	7.4	7.1	—	—	—	—	—	—	—	—
1/3	0.34	820	CFM	3098	2916	2759	2525	2257	1867	—	—	—	—	—	—	—
			Sones	11.2	10.4	10.0	9.5	9.0	8.5	—	—	—	—	—	—	—
1/2	0.52	940	CFM	3551	3389	3243	3115	2879	2654	2363	1900	—	—	—	—	—
			Sones	13.8	13.5	13.1	12.9	12.4	12.0	11.2	10.3	—	—	—	—	—
3/4	0.78	1075	CFM	4061	3919	3786	3666	3554	3345	3141	2926	2652	—	—	—	—
			Sones	16.5	16.2	15.8	15.7	15.5	15.1	14.7	14.2	13.3	—	—	—	—
1	1.04	1185	CFM	4477	4348	4224	4108	4005	3904	3703	3515	3336	2841	—	—	—
			Sones	18.5	17.9	17.1	16.8	16.5	16.3	16.0	15.6	15.2	14.4	—	—	—
1 1/2	1.58	1360	CFM	5138	5026	4913	4811	4710	4620	4532	4410	4232	3912	3537	3023	—
			Sones	23.0	23.0	22.0	22.0	21.0	21.0	21.0	20.0	20.0	19.2	18.3	17.3	—
2	2.10	1495	CFM	5648	5546	5443	5345	5254	5163	5082	5002	4921	4598	4313	3983	3564
			Sones	28.0	27.0	27.0	27.0	26.0	26.0	25.0	25.0	25.0	24.0	23.0	22.0	21.0

Performance certified is for installation type A: Free inlet, Free outlet. Power rating (BHP) does not include transmission losses. Performance ratings do not include the effects of appurtenances (accessories). The sound ratings shown are loudness values in fan sones at 5 ft. (1.5 m) in a hemispherical free field calculated per AMCA Standard 301. Values shown are for installation type A: Free inlet hemispherical sone levels.