


## In-Line Cabinet Ventilator

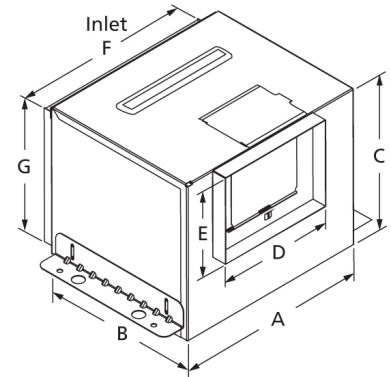


High performance exhaust ventilators designed for residential, commercial, institutional and industrial applications. Factory assembled for horizontal discharge but can be rotated to vertical discharge in the field. Constructed of galvanized steel with a removable access panel on the bottom of unit. Hardware and mounting brackets are included.

- Single-speed motors feature thermal overload protection
- Electrical access cover on housing exterior allows easy external wiring
- Spring loaded aluminum backdraft damper eliminates rattling
- Exhaust outlets are field rotatable from horizontal to vertical discharge
- Acoustic insulation absorbs sound for quiet operation

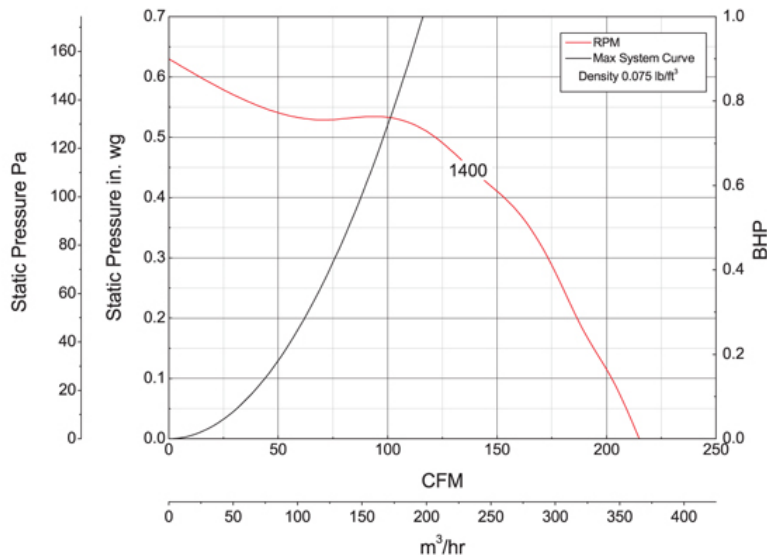


CSA Certified Motor



A	B	C	D	E	F
13 1/4 in	10 5/8 in	9 in	8 in	6 in	12 in
G					
9 1/4 in					

## Performance Characteristics



## Construction Features

Impeller Type	Backward Inclined Centrifugal
Impeller Material	Polypropylene
Max Inlet Temp	104 °F
Warranty Length	1 Year

## Motor Information

Motor Item Number	34G193
Voltage	115
Hertz (Cycle)	60 Hz
Motor Phase	1
Motor Enclosure	Open Drip Proof
RPM	1,400 rpm
Full Load Amps	0.45

## Air & Sound Performance

Motor HP	Max BHP	Fan RPM	CFM @	0.000" SP	0.125" SP	0.250" SP	0.375" SP	0.500" SP
—	—	1400	CFM	215	198	180	159	121
			Sones	1.7	1.7	1.9	2.2	2.3

Performance certified is for installation type D: Ducted inlet, Ducted outlet. Performance ratings include the effects of a backdraft damper. Speed (RPM) shown is nominal. Performance is based on actual speed of test. The sound ratings shown are loudness values in fan sones at 5 ft. (1.5 m) in a spherical free field calculated per AMCA Standard 301. Values shown are for installation type D: Ducted inlet spherical sone levels. Ratings do not include the effects of duct end correction. Ratings are based on 10 Ft. of insulated duct. The AMCA Certified Ratings Seal applies to air performance only.