



Stock No.
3GY68

Job Name:
Mark:

Submitted By:
Date:6/17/2025


Power Roof Ventilators

Assembled Centrifugal Belt-Drive Downblast Exhaust Ventilator



Designed to meet the general clean air exhaust requirements for industrial and commercial buildings. Features a fully rolled windband bead for increased stability and easy transport. Fresh outside air is drawn in under the motor cover to maximize motor life.

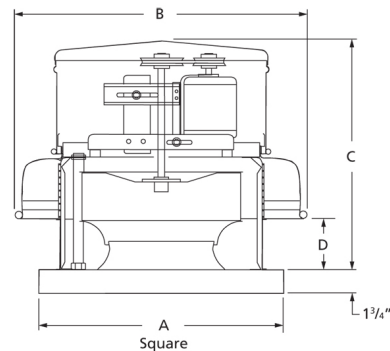
- Aluminum backward inclined, nonoverloading centrifugal wheel design
- Maximum inlet air temperature: 180° F
- NEMA 1 junction box located in motor enclosure
- Optional NEMA 1 and 4 disconnects available
- Regreaseable pillow block bearings
- Air handling quality bearings meet minimum of L10-100,000 hours
- UL/cUL 705 Listed for Power Ventilators



UL/cUL 705

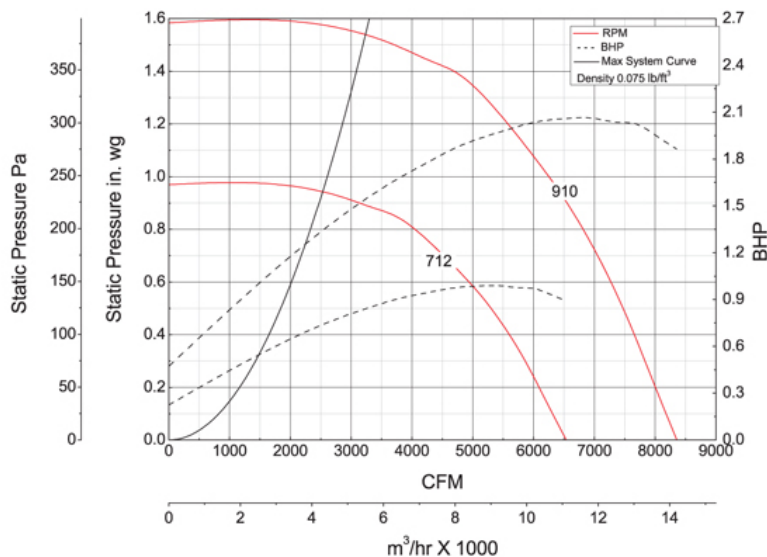


CSA Certified Motor



A	B	C	D
34 in	42 3/4 in	38 3/8 in	5 3/4 in

Performance Characteristics



Construction Features

Impeller Diameter (Typ.)	24 1/2 in
Impeller Type	Backward Inclined Centrifugal
Impeller Material	Aluminum
Max Inlet Temp	180 °F
Bearing Type	Regreaseable Pillow Block
Drive Package Description	Drives Assembled
Warranty Length	1 Year

Motor Information

Motor Item Number	4YU40
Voltage	208-230/460
Hertz (Cycle)	60 Hz
Motor Phase	3
Motor Enclosure	Open Drip Proof
RPM	1,725 rpm
Full Load Amps	6.2-6.2/3.1

Other Components

Component	Description	Item #
Fan Description	Exhaust Fan	—
Belt	AX31 (QTY: 1)	6A116
Driver Sheave	1VL40x5/8	3X264
Driven Sheave	AL74x1	4RYT2
Driven Bushing	H x 1	3X576

Air & Sound Performance

Motor HP	Max BHP	Fan RPM	CFM @	0.000" SP	0.125" SP	0.250" SP	0.375" SP	0.500" SP	0.625" SP	0.750" SP	0.875" SP	1.000" SP	1.250" SP	1.500" SP
2	2.06	910	CFM	8355	8135	7916	7700	7467	7215	6933	6616	6240	5388	3707
			Sones	24.0	23.0	21.0	21.0	21.0	20.0	19.6	19.4	19.2	16.7	13.6

Performance certified for installation type A: Free inlet, Free outlet. Power rating (BHP) does not include transmission losses. Performance ratings include the effects of a birdscreen in the airstream. The sound ratings shown are loudness values in fan sones at 5 ft. (1.5 m) in a hemispherical free field calculated per AMCA Standard 301. Values shown are for installation type A: Free inlet hemispherical sone levels.

Catalog 405, January 2010

Operating Range of Drive Package

Turns Open	FRPM @ 0 TO	FRPM @ 1/2 TO	FRPM @ 1 TO	FRPM @ 1 1/2 TO	FRPM @ 2 TO	FRPM @ 2 1/2 TO	FRPM @ 3 TO	FRPM @ 3 1/2 TO	FRPM @ 4 TO	FRPM @ 4 1/2 TO	FRPM @ 5 TO
Approx. FRPM	886	866	847	828	808	789	770	750	731	712	—