


## Assembled Centrifugal Belt-Drive Upblast Exhaust Ventilator

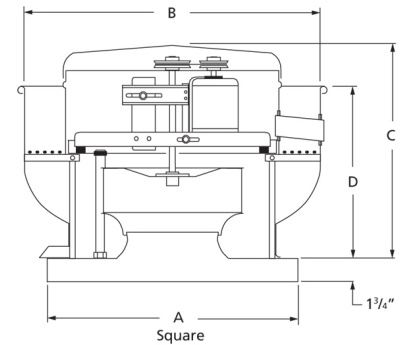


Designed for use in restaurants, schools, commercial, and industrial applications to exhaust contaminated air from kitchen range hoods, up and away from the roof. Leakproof, spun aluminum construction features a fully rolled windband for increased stability.

- Aluminum backward inclined, nonoverloading centrifugal wheel design
- Maximum inlet air temperature: 300° F
- NEMA 1 junction box located in motor enclosure
- Optional NEMA 1 and 4 disconnects available
- Regreaseable pillow block bearings
- UL/cUL 705 Listed for Power Ventilators
- UL/cUL 762 Listed for Restaurant Exhaust Appliances
- Air handling quality bearings meet minimum of L10-100,000 hours

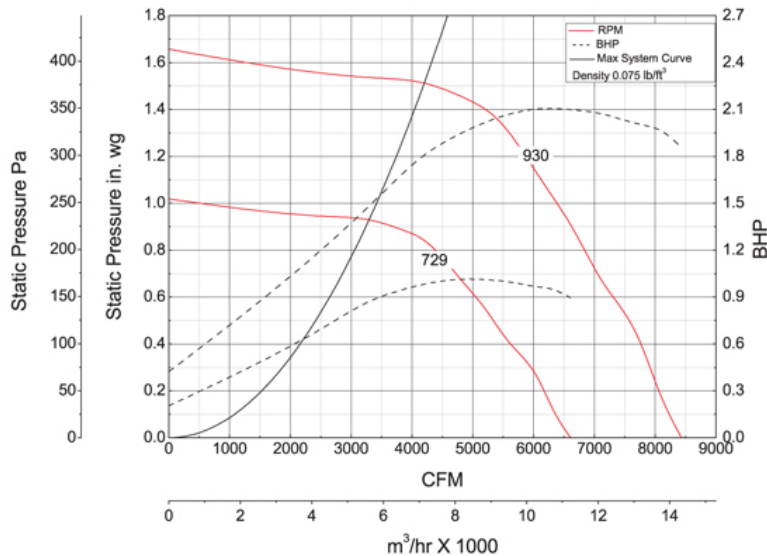


CSA Certified Motor



A	B	C	D
34 in	42 3/4 in	39 1/2 in	25 1/2 in

## Performance Characteristics



## Construction Features

Impeller Diameter (Typ.)	24 1/2 in
Impeller Type	Backward Inclined Centrifugal
Impeller Material	Aluminum
Max Inlet Temp	300 °F
Bearing Type	Regreaseable Pillow Block
Drive Package Description	Drives Assembled
Warranty Length	1 Year

## Motor Information

Motor Item Number	4YU40
Voltage	208-230/460
Hertz (Cycle)	60 Hz
Motor Phase	3
Motor Enclosure	Open Drip Proof
RPM	1,725 rpm
Full Load Amps	6.2-6.2/3.1

## Other Components

Component	Description	Item #
Fan Description	Exhaust Fan	—
Belt	A32 (QTY: 1)	6A142
Driver Sheave	1VL40x5/8	3X264
Driven Sheave	AK79H	4HZ85
Driven Bushing	H x 1	3X576

## Air & Sound Performance

Motor HP	Max BHP	Fan RPM	CFM @	0.000" SP	0.125" SP	0.250" SP	0.375" SP	0.500" SP	0.625" SP	0.750" SP	0.875" SP	1.000" SP	1.250" SP	1.500" SP
2	2.10	930	CFM	8431	8194	7985	7798	7536	7233	6953	6683	6375	5706	4324
			Sones	24.0	23.0	23.0	22.0	22.0	21.0	19.9	19.3	18.7	17.8	17.9

Performance certified is for installation type A: Free inlet, Free outlet. Power rating (BHP) does not include transmission losses. Performance ratings do not include the effects of appurtenances (accessories). The sound ratings shown are loudness values in fan sones at 5 ft. (1.5 m) in a hemispherical free field calculated per AMCA Standard 301. Values shown are for installation type A: Free inlet hemispherical sone levels.

Catalog 405, January 2010

## Operating Range of Drive Package

Turns Open	FRPM @ 0 TO	FRPM @ 1/2 TO	FRPM @ 1 TO	FRPM @ 1 1/2 TO	FRPM @ 2 TO	FRPM @ 2 1/2 TO	FRPM @ 3 TO	FRPM @ 3 1/2 TO	FRPM @ 4 TO	FRPM @ 4 1/2 TO	FRPM @ 5 TO
Approx. FRPM	930	915	892	868	845	822	799	776	753	729	—