


Variable Speed Electronically Commutated (EC) Ventilator

Designed to meet the general clean air exhaust requirements for industrial and commercial buildings. Features a fully rolled windband bead for increased stability and easy transport. Fresh outside air is drawn in under the motor cover to maximize motor life. Energy Saving units feature EC motors which allow up to 80% useable turndown. Motor features potentiometer dial for speed adjustment. Optional Variable-Speed Control Kit (43Y140) can be used to remotely control speed.

- Aluminum backward inclined, nonoverloading centrifugal wheel design
- Maximum inlet air temperature: 130° F
- NEMA 1 junction box located in motor enclosure
- Optional NEMA 1 and 4 disconnects available
- High-efficiency brushless DC motor
- UL/cUL 705 Listed for Power Ventilators

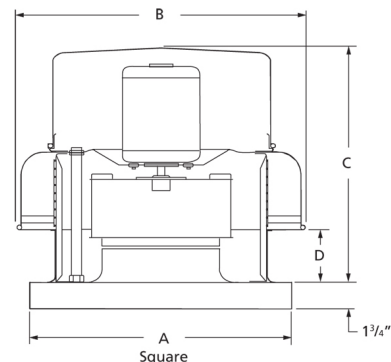
**GREEN Product**

- Variable Speed capable of 80% turn down at a minimum of 85% efficiency at all speeds
- Meets Minimum & Optimize Energy Performance

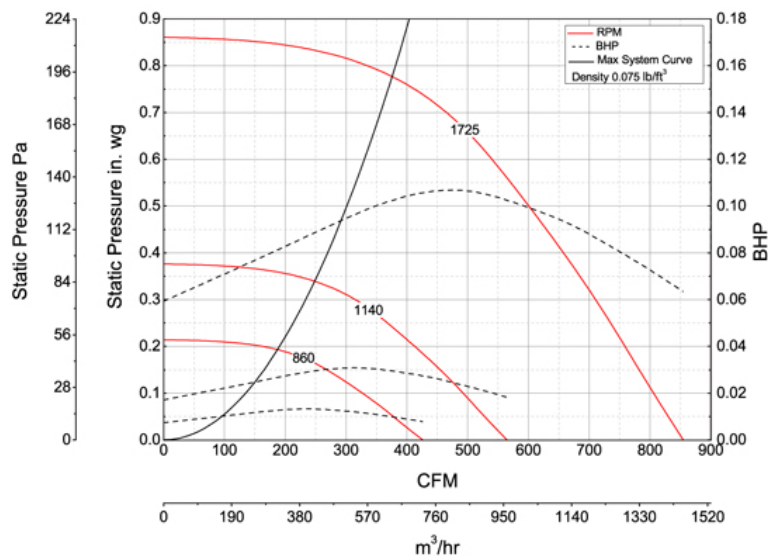


Dayton Electric Mfg. Co. certifies that the ventilators shown herein are licensed to bear the AMCA seal. The ratings shown are based on tests and procedures performed in accordance with AMCA Publication 211 and AMCA Publication 311 and comply with the requirements of the AMCA Certified Ratings Program.

UL/cUL 705



| A | B | C | D |
|-------|-----------|-----------|------|
| 17 in | 21 3/4 in | 14 5/8 in | 4 in |

Performance Characteristics**Construction Features**

| | |
|--------------------------|-------------------------------|
| Impeller Diameter (Typ.) | 8 1/4 in |
| Impeller Type | Backward Inclined Centrifugal |
| Impeller Material | Aluminum |
| Max Inlet Temp | 130 °F |
| Warranty Length | 1 Year |

Motor Information

| | |
|-------------------|------------------|
| Motor Item Number | 43Y135 |
| Voltage | 115 |
| Hertz (Cycle) | 60 Hz |
| Motor Phase | 1 |
| Motor Enclosure | Totally Enclosed |
| RPM | rpm |
| Full Load Amps | 3.1 |

Air & Sound Performance

| Motor HP | Max BHP | Fan RPM | CFM @ | 0.000" SP | 0.125" SP | 0.250" SP | 0.375" SP | 0.500" SP | 0.625" SP | 0.750" SP |
|----------|---------|---------|-------|-----------|-----------|-----------|-----------|-----------|-----------|-----------|
| 1/6 | 0.01 | 860 | CFM | 426 | 298 | — | — | — | — | — |
| | | | Sones | 2.1 | 2.2 | — | — | — | — | — |
| 1/6 | 0.03 | 1140 | CFM | 565 | 474 | 367 | — | — | — | — |
| | | | Sones | 4.5 | 4.4 | 4.6 | — | — | — | — |
| 1/6 | 0.11 | 1725 | CFM | 855 | 794 | 735 | 671 | 600 | 522 | 406 |
| | | | Sones | 9.7 | 9.5 | 9.4 | 9.2 | 9.1 | 9.1 | 11.0 |

Performance certified is for installation type A: Free inlet, Free outlet. Performance ratings include the effects of a birdscreen in the airstream. The sound ratings shown are loudness values in fan sones at 5 ft. (1.5 m) in a hemispherical free field calculated per AMCA Standard 301. Values shown are for installation type A: Free inlet fan sone levels.