



Stock No.
5PV06

Job Name:
Mark:

Submitted By:
Date:2/8/2026


Power Roof Ventilators

Assembled Centrifugal Belt-Drive Upblast Exhaust Ventilator

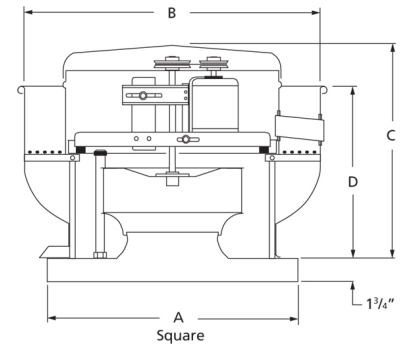


Designed for use in restaurants, schools, commercial, and industrial applications to exhaust contaminated air from kitchen range hoods, up and away from the roof. Leakproof, spun aluminum construction features a fully rolled windband for increased stability.

- Aluminum backward inclined, nonoverloading centrifugal wheel design
- Maximum inlet air temperature: 300° F
- NEMA 1 junction box located in motor enclosure
- Optional NEMA 1 and 4 disconnects available
- Sealed pillow block bearings
- UL/cUL 705 Listed for Power Ventilators
- UL/cUL 762 Listed for Restaurant Exhaust Appliances
- Air handling quality bearings meet minimum of L10-100,000 hours

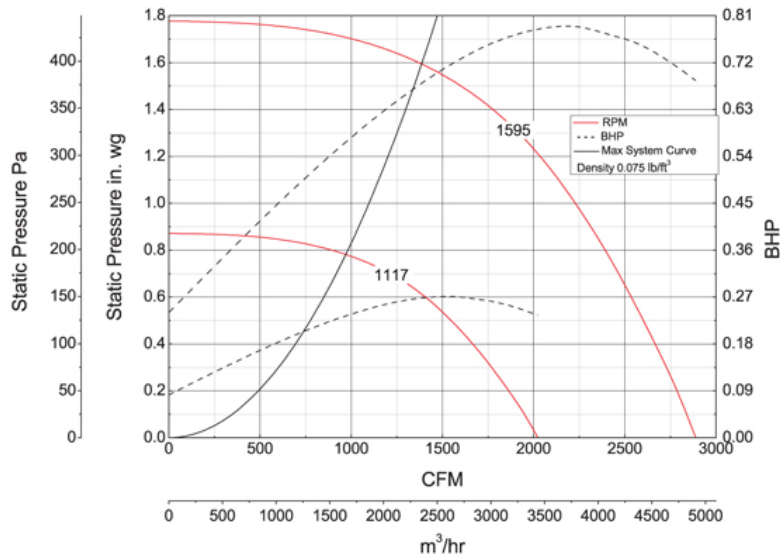


CSA Certified Motor



A	B	C	D
26 in	28 7/8 in	26 3/8 in	19 3/8 in

Performance Characteristics



Construction Features

Impeller Diameter (Typ.)	14 3/4 in
Impeller Type	Backward Inclined Centrifugal
Impeller Material	Aluminum
Max Inlet Temp	300 °F
Bearing Type	Sealed Pillow Block
Drive Package Description	Drives Assembled
Warranty Length	1 Year

Motor Information

Motor Item Number	4YU35
Voltage	115/208-230
Hertz (Cycle)	60 Hz
Motor Phase	1
Motor Enclosure	Open Drip Proof
RPM	1,725 rpm
Full Load Amps	10.6

Other Components

Component	Description	Item #
Fan Description	Exhaust Fan	—
Belt	AX21 (QTY: 1)	3VU40
Driver Sheave	1VL34x5/8	3X263
Driven Sheave	AK34x3/4	3X775

Air & Sound Performance

Motor HP	Max BHP	Fan RPM	CFM @	0.000" SP	0.125" SP	0.250" SP	0.375" SP	0.500" SP	0.625" SP	0.750" SP	0.875" SP	1.000" SP	1.250" SP	1.500" SP
3/4	0.79	1595	CFM	2889	2826	2757	2683	2602	2518	2430	2332	2225	1968	1568
			Sones	20.0	19.0	18.5	19.5	16.1	14.2	13.3	12.6	12.3	12.6	11.6

Performance certified is for installation type A: Free inlet, Free outlet. Power rating (BHP) does not include transmission losses. Performance ratings do not include the effects of appurtenances (accessories). The sound ratings shown are loudness values in fan sones at 5 ft. (1.5 m) in a hemispherical free field calculated per AMCA Standard 301. Values shown are for installation type A: Free inlet hemispherical sone levels.

Catalog 405, January 2010

Operating Range of Drive Package

Turns Open	FRPM @ 0 TO	FRPM @ 1/2 TO	FRPM @ 1 TO	FRPM @ 1 1/2 TO	FRPM @ 2 TO	FRPM @ 2 1/2 TO	FRPM @ 3 TO	FRPM @ 3 1/2 TO	FRPM @ 4 TO	FRPM @ 4 1/2 TO	FRPM @ 5 TO
Approx. FRPM	1595	1529	1477	1426	1374	1323	1271	1220	1168	1117	—