




Stock No.
5TCL3

Job Name:
Mark:

Submitted By:
Date:2/8/2026

Blowers

Centrifugal Belt-Drive In-Line Duct Blower



Designed for indoor clean air applications including intake, exhaust, return, or make-up air systems in industrial or commercial buildings. Rugged construction allows fan to be installed in ductwork either horizontally or vertically. Duct collars provide easy duct connections. Access panels are included on each side of the unit.

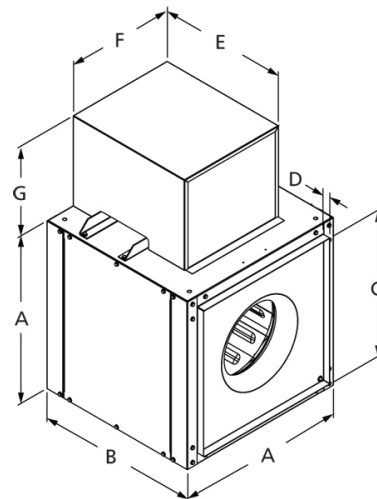
- Aluminum backward inclined, nonoverloading centrifugal wheel design
- UL/cUL 705 Listed for Power Ventilators
- Maximum inlet air temperature: 160° F
- Bearing and motor cover provide longer service life
- Sealed pillow block bearings

AMCA Sound & Air



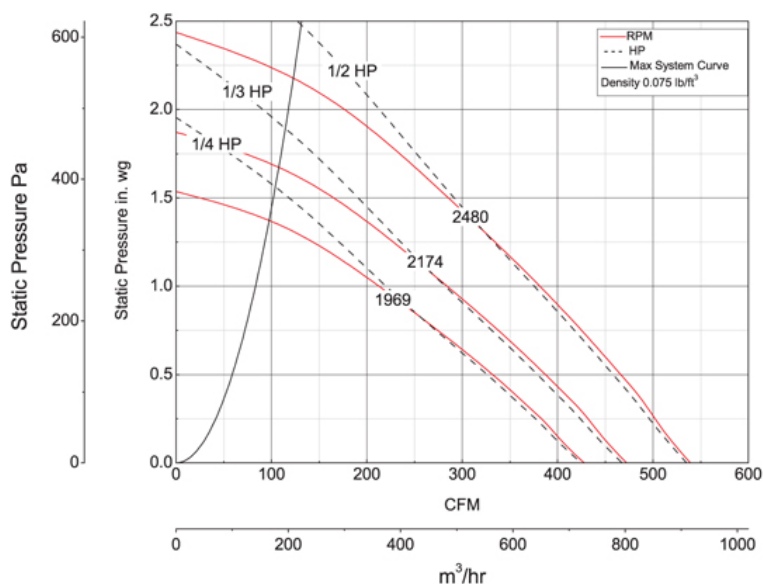
Dayton Electric Mfg. Co. certifies that the blowers shown herein are licensed to bear the AMCA seal. The ratings shown are based on tests and procedures performed in accordance with AMCA Publication 211 and AMCA Publication 311 and comply with the requirements of the AMCA Certified Ratings Program.

UL/cUL 705



A	B	C	D	E	F
15 in	21 in	11 7/8 in	1 in	17 3/8 in	16 in
G					
12 1/2 in					

Performance Characteristics



Construction Features

Impeller Diameter (Typ.)	11 in
Impeller Type	Backward Inclined Centrifugal
Impeller Material	Aluminum
Max Inlet Temp	160 °F
Bearing Type	Sealed Pillow Block
Drive Package Description	Drives By Others
Warranty Length	1 Year

Air & Sound Performance

Motor HP	Max BHP	Fan RPM	CFM @	0.000" SP	0.125" SP	0.250" SP	0.375" SP	0.500" SP	0.625" SP	0.750" SP	0.875" SP	1.000" SP	1.250" SP	1.500" SP	1.750" SP	2.000" SP
1/4	0.26	1969	CFM	428	404	383	358	331	302	272	243	211	141	—	—	—
			Sones	19.2	19.1	19.0	19.0	18.6	18.2	17.9	17.6	17.7	16.5	—	—	—
1/3	0.35	2174	CFM	473	451	432	411	387	362	335	309	283	225	161	—	—
			Sones	21.0	21.0	21.0	21.0	21.0	21.0	20.0	20.0	19.7	19.2	18.8	—	—
1/2	0.52	2480	CFM	539	520	502	486	466	446	424	401	378	332	285	229	174
			Sones	25.0	25.0	25.0	25.0	24.0	25.0	25.0	25.0	24.0	23.0	22.0	22.0	23.0

Performance certified is for installation type B: Free inlet, Ducted outlet. Power rating (BHP) does not include transmission losses. Performance ratings do not include the effects of appurtenances (accessories). The sound ratings shown are loudness values in fan sones at 5 ft. (1.5 m) in a hemispherical free field calculated per AMCA Standard 301. Values shown are for installation type B: Free inlet hemispherical fan sone levels.