


Medium-Duty Belt-Drive Exhaust Fan

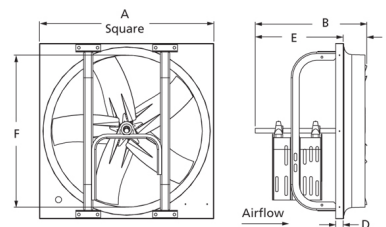


Designed for commercial and industrial applications requiring high volumes of air at low static pressures. Construction includes heavy-duty drive frame rails and one-piece motor/bearing plate. Propeller utilizes a five-blade reinforced galvanized steel design which provides low sound levels. Mount in vertical position for exhaust applications or horizontal position for supply applications.

- Variable pitch adjustable motor pulley to optimize fan performance
- Maximum inlet air temperature: 104° F
- 5-Blade reinforced galvanized steel propellers

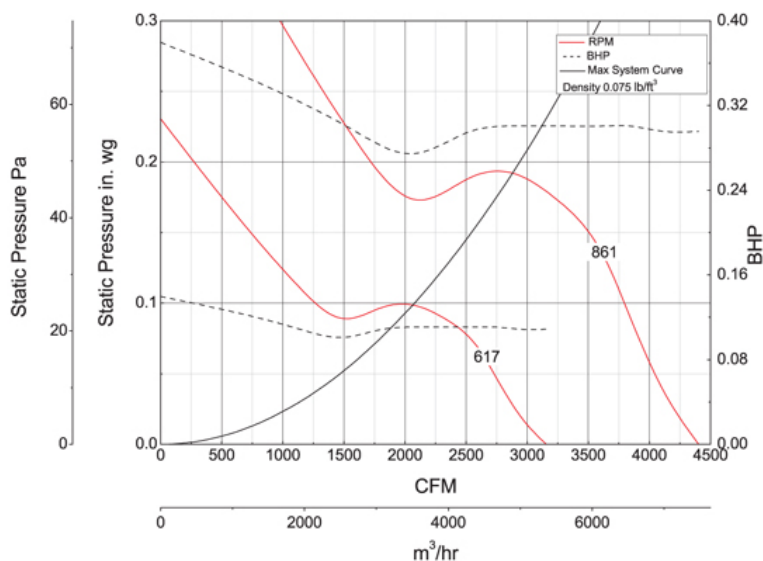


Dayton Electric Mfg. Co. certifies that the fans shown herein are licensed to bear the AMCA seal. The ratings shown are based on tests and procedures performed in accordance with AMCA Publication 211 and AMCA Publication 311 and comply with the requirements of the AMCA Certified Ratings Program.



A	B	C	D	E	F
24 in	19 1/2 in	3 1/4 in	1 in	16 1/4 in	20 1/2 in

Performance Characteristics



Construction Features

Impeller Diameter (Typ.)	20 in
Impeller Type	Propeller
Impeller Material	Steel
Max Inlet Temp	104 °F
Bearing Type	Sealed Pillow Block
Drive Package Description	Drives Packaged Separately
Warranty Length	1 Year

Motor Information

Motor Item Number	3K091
Voltage	115/208-230
Hertz (Cycle)	60 Hz
Motor Phase	1
Motor Enclosure	Open Drip Proof
RPM	1,725 rpm
Full Load Amps	4.6/2.2-2.3

Other Components

Component	Description	Item #
Fan Description	Exhaust Fan	3FKD8
Belt	4L290 (QTY: 1)	4L290
Driver Sheave	1VP3412	5UHP9
Driven Sheave	AK66	6YRD4
Driven Bushing	QT34	5UJA2

Air & Sound Performance

Motor HP	Max BHP	Fan RPM	CFM @	0.000" SP	0.125" SP
1/4	0.30	861	CFM	4404	3672
			Sones	14.3	14.0

Performance certified is for installation type A: Free inlet, Free outlet. Power rating (BHP) does not include transmission losses. Performance ratings do not include the effects of appurtenances (accessories). The sound ratings shown are loudness values in fan sones at 5 ft. (1.5 m) in a hemispherical free field calculated per AMCA Standard 301. Values shown are for installation type A: Free inlet hemispherical fan sone levels.

Catalog 405, January 2010

Operating Range of Drive Package

Turns Open	FRPM @ 0 TO	FRPM @ 1/2 TO	FRPM @ 1 TO	FRPM @ 1 1/2 TO	FRPM @ 2 TO	FRPM @ 2 1/2 TO	FRPM @ 3 TO	FRPM @ 3 1/2 TO	FRPM @ 4 TO	FRPM @ 4 1/2 TO	FRPM @ 5 TO
Approx. FRPM	866	838	811	783	755	728	700	672	645	617	—